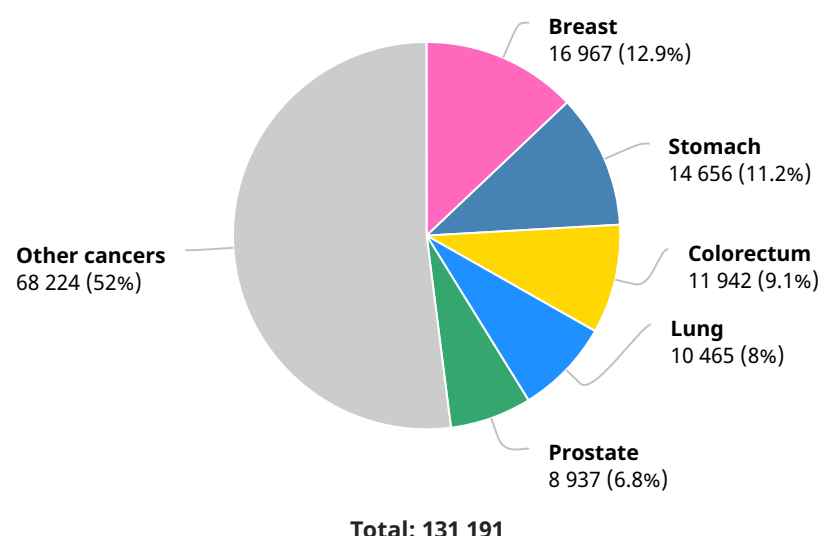


Iran, Islamic Republic of

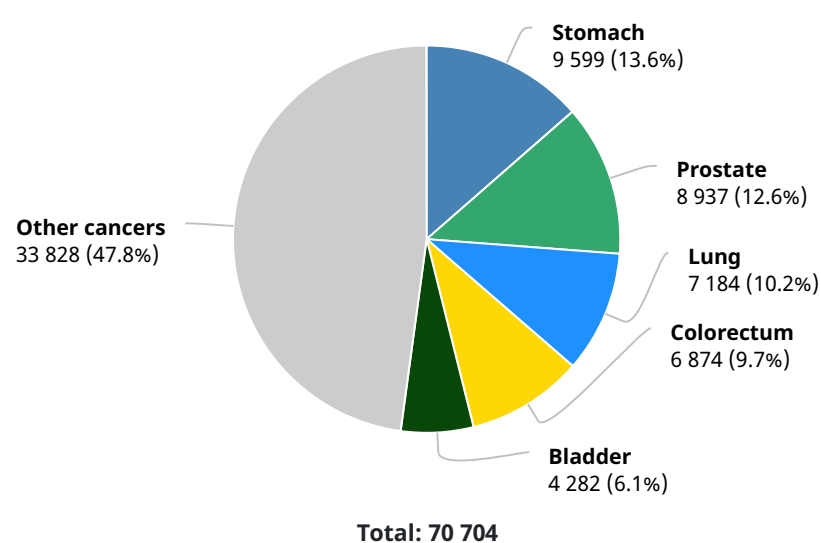
Source: Globocan 2020



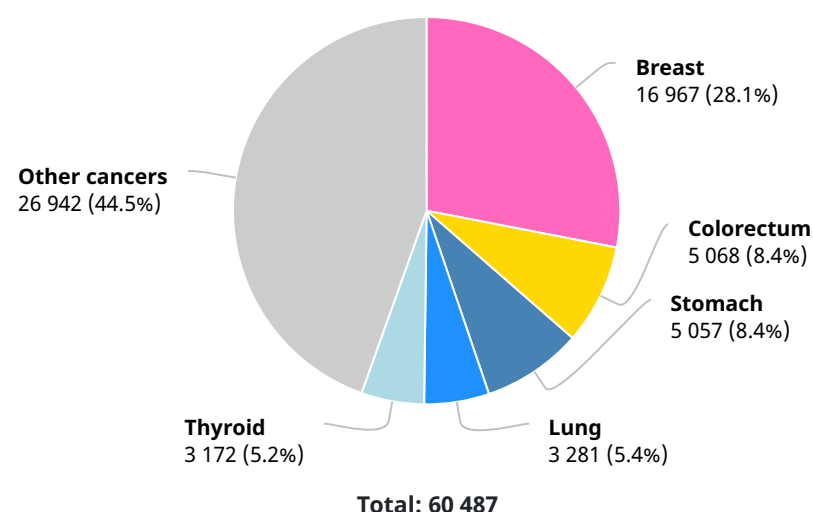
Number of new cases in 2020, both sexes, all ages



Number of new cases in 2020, males, all ages



Number of new cases in 2020, females, all ages



Summary statistic 2020

	Males	Females	Both sexes
Population	42 408 406	41 584 547	83 992 953
Number of new cancer cases	70 704	60 487	131 191
Age-standardized incidence rate (World)	165.0	139.0	152.7
Risk of developing cancer before the age of 75 years (%)	16.1	13.4	14.7
Number of cancer deaths	46 436	32 700	79 136
Age-standardized mortality rate (World)	107.9	78.9	94.0
Risk of dying from cancer before the age of 75 years (%)	10.1	7.7	8.9
5-year prevalent cases	161 810	157 930	319 740
Top 5 most frequent cancers excluding non-melanoma skin cancer (ranked by cases)	Stomach Prostate Lung Colorectum Bladder	Breast Colorectum Stomach Lung Thyroid	Breast Stomach Colorectum Lung Prostate

Geography



Numbers at a glance

Total population

83 992 953

Number of new cases

131 191

Number of deaths

79 136

Number of prevalent cases (5-year)

319 740

Data source and methods

Incidence

Country-specific data source: Local

Method: Weighted/simple average of the most recent local rates applied to 2020 population

Mortality

Country-specific data source: National (WHO)

Method: Most recent rates from one source applied to 2020 population

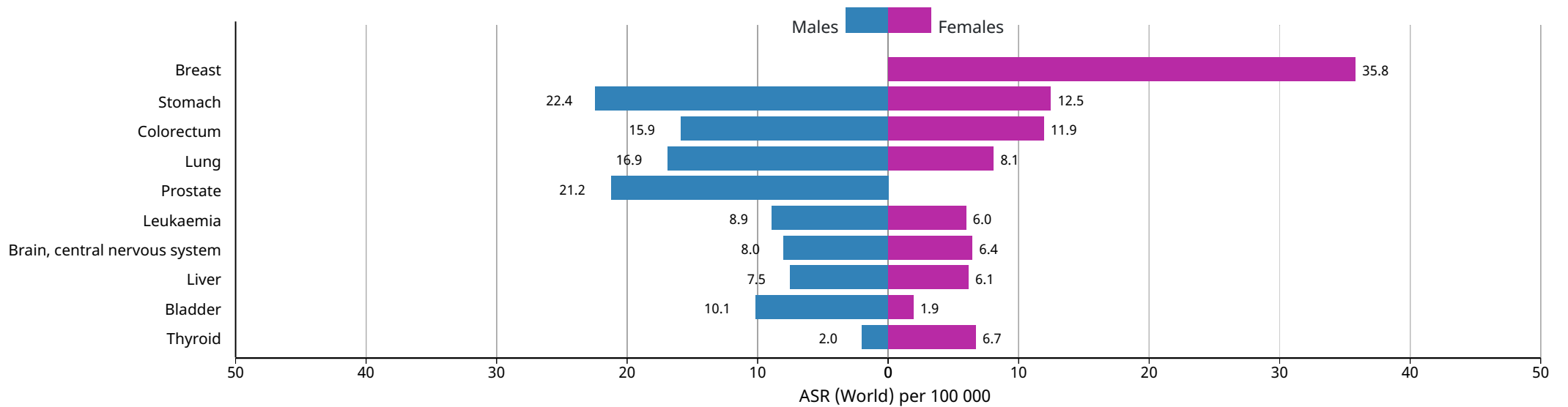
Prevalence

Computed using sex-, site- and age-specific incidence to 1-,3- and 5-year prevalence ratios from Nordic countries for the period (2006-2015), and scaled using Human Development Index (HDI) ratios.

Incidence, Mortality and Prevalence by cancer site

Cancer	New cases				Deaths				5-year prevalence (all ages)	
	Number	Rank	(%)	Cum.risk	Number	Rank	(%)	Cum.risk	Number	Prop.
Breast	16 967	1	12.9	3.67	4 810	5	6.1	1.15	55 915	0
Stomach	14 656	2	11.2	1.79	12 994	1	16.4	1.54	21 306	0
Lung	10 465	3	8.0	1.31	9 071	2	11.5	1.13	11 703	0
Prostate	8 937	4	6.8	2.15	4 292	7	5.4	0.71	32 621	0
Colon	7 369	5	5.6	0.95	3 964	8	5.0	0.46	18 809	0
Brain, central nervous system	6 180	6	4.7	0.73	5 302	4	6.7	0.63	16 975	0
Leukaemia	6 100	7	4.6	0.66	4 634	6	5.9	0.51	18 112	0
Liver	5 701	8	4.3	0.68	5 324	3	6.7	0.63	5 731	0
Bladder	5 065	9	3.9	0.71	1 760	13	2.2	0.19	14 621	0
Rectum	4 385	10	3.3	0.55	2 180	11	2.8	0.26	12 139	0
Thyroid	4 114	11	3.1	0.43	485	21	0.61	0.07	13 978	0
Non-Hodgkin lymphoma	3 616	12	2.8	0.43	2 039	12	2.6	0.24	10 813	0
Oesophagus	3 419	13	2.6	0.45	3 100	9	3.9	0.36	3 766	0
Pancreas	3 167	14	2.4	0.41	3 059	10	3.9	0.40	2 516	0
Larynx	2 415	15	1.8	0.32	1 662	14	2.1	0.21	7 062	0
Ovary	1 966	16	1.5	0.47	1 269	15	1.6	0.34	5 539	0
Kidney	1 619	17	1.2	0.21	802	17	1.0	0.10	4 468	0
Corpus uteri	1 535	18	1.2	0.41	537	19	0.68	0.14	4 904	0
Hodgkin lymphoma	1 406	19	1.1	0.14	511	20	0.65	0.06	5 044	0
Lip, oral cavity	1 139	20	0.87	0.14	454	22	0.57	0.05	3 216	0
Multiple myeloma	1 092	21	0.83	0.15	930	16	1.2	0.13	2 750	0
Cervix uteri	1 056	22	0.80	0.25	644	18	0.81	0.17	2 948	0
Melanoma of skin	569	23	0.43	0.07	253	24	0.32	0.03	1 729	0
Gallbladder	561	24	0.43	0.07	399	23	0.50	0.05	671	0
Testis	542	25	0.41	0.09	123	26	0.16	0.02	2 103	0
Nasopharynx	322	26	0.25	0.04	177	25	0.22	0.02	978	0
Salivary glands	316	27	0.24	0.04	92	28	0.12	0.01	1 032	0
Anus	188	28	0.14	0.02	76	30	0.10	0.01	510	0
Kaposi sarcoma	142	29	0.11	0.01	101	27	0.13	0.01	418	0
Oropharynx	124	30	0.09	0.01	91	29	0.11	0.01	314	0
Hypopharynx	97	31	0.07	0.01	37	32	0.05	0.01	169	0
Mesothelioma	77	32	0.06	0.01	68	31	0.09	0.01	113	0
Penis	47	33	0.04	0.01	22	33	0.03	0.00	148	0
Vulva	46	34	0.04	0.01	14	35	0.02	0.00	153	0
Vagina	41	35	0.03	0.01	14	34	0.02	0.00	119	0
All cancer sites	131 191	-	-	14.71	79 136	-	-	8.90	319 740	0

Age-standardized (World) incidence rates per sex, top 10 cancers



Age-standardized (World) incidence and mortality rates, top 10 cancers

